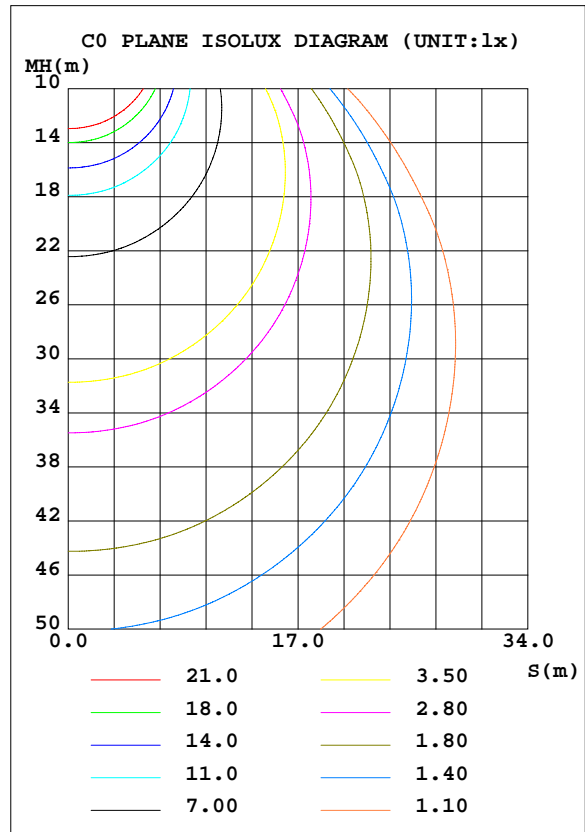
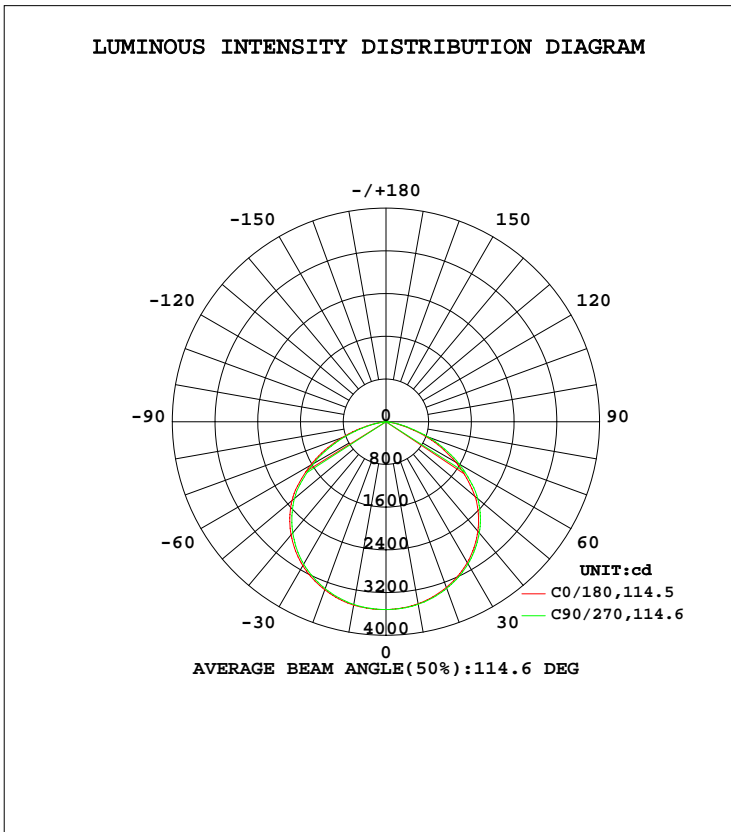


LUMINAIRE PHOTOMETRIC TEST REPORT

Test:U:120.1V I:0.5984A P:71.26W PF:0.9916 Lamp Flux:9992.48x1 lm		
NAME: Outdoor Pole/Arm-mounted Area and Roadway Luminaire	TYPE: N/A	WEIGHT: N/A
SPEC.: N/A	DIM.: N/A	SERIAL No.: N/A
MFR.: Bbier	SUR.: N/A	Shielding Angle: N/A

DATA OF LAMP		PHOTOMETRIC DATA Eff: 140.23 lm/W			
MODEL	RSZ161025522-10	I _{max} (cd)	3518	S/MH(C0/180)	1.29
NOMINAL POWER(W)	75	LOR(%)	100.0	S/MH(C90/270)	1.30
RATED VOLTAGE(V)	120	TOTAL FLUX(lm)	9992.5	η UP, DN(C0-180)	0.1, 50.0
NOMINAL FLUX(lm)	9992.48	CIE CLASS	DIRECT	η UP, DN(C180-360)	0.0, 49.9
LAMPS INSIDE	1	η up(%)	0.1	CIBSE SHR NOM	1.25
TEST VOLTAGE(V)	120	η down(%)	99.9	CIBSE SHR MAX	1.35



C Range: 0 - 360DEG
 C Interval: 22.5DEG
 Test Speed: 10.0deg/s
 Temperature: 25.2DEG
 Operators: Hill
 Test Date: 2016-11-13

γ Range: 0 - 180DEG
 γ Interval: 1.0DEG
 Test System: EVERFINE GO-R5000_V2 SYSTEM V2.0.351
 Humidity: 46%
 Test Distance: 2.437m [K=1.0000]
 Remarks:

ZONAL FLUX DIAGRAM

ZONAL FLUX DIAGRAM:

γ	C0	C45	C90	C135	C180	C225	C270	C315	γ	Φ zone	Φ total	%lum, lamp
10	3487	3484	3474	3467	3462	3463	3471	3481	0- 10	333.7	333.7	3.34,3.34
20	3349	3346	3328	3310	3303	3306	3322	3345	10- 20	963.8	1297	13,13
30	3113	3106	3081	3053	3046	3049	3074	3106	20- 30	1483	2780	27.8,27.8
40	2765	2753	2717	2684	2676	2687	2716	2755	30- 40	1822	4602	46.1,46.1
50	2297	2281	2238	2192	2178	2192	2244	2287	40- 50	1923	6525	65.3,65.3
60	1632	1624	1571	1512	1506	1528	1580	1633	50- 60	1711	8236	82.4,82.4
70	876.0	867.3	813.4	767.4	766.9	784.6	838.3	903.0	60- 70	1190	9426	94.3,94.3
80	197.0	196.3	170.4	142.2	144.1	161.5	185.2	214.9	70- 80	502.6	9929	99.4,99.4
90	0.4655	2.900	0.4753	0.5727	0.2793	0.2759	0.2638	0.2594	80- 90	54.47	9983	99.9,99.9
100	0.7985	0.8258	0.8621	0.8990	0.4778	0.4948	0.4694	0.4481	90-100	0.5730	9984	99.9,99.9
110	0.9791	1.024	1.088	1.110	0.7233	0.7453	0.7160	0.6808	100-110	0.8292	9985	99.9,99.9
120	1.143	1.123	1.198	1.214	1.091	1.053	1.039	0.9853	110-120	0.9764	9986	99.9,99.9
130	1.530	1.500	1.607	1.623	1.514	1.481	1.438	1.394	120-130	1.150	9987	99.9,99.9
140	2.223	2.360	2.417	2.455	1.943	1.951	1.899	1.873	130-140	1.395	9988	100,100
150	3.309	3.584	3.645	3.679	2.205	2.231	2.293	2.207	140-150	1.582	9990	100,100
160	4.232	4.249	4.293	4.440	2.619	2.588	2.663	2.504	150-160	1.483	9991	100,100
170	3.998	3.957	3.956	4.098	2.885	2.755	2.759	2.775	160-170	0.9820	9992	100,100
180	3.538	3.376	3.275	3.575	3.562	3.473	3.306	3.440	170-180	0.3260	9992	100,100
DEG	LUMINOUS INTENSITY:cd Less than 25% Percent = 7.3 %									UNIT:lm		

Conical surface Flux(90deg): 5567.8 lm

%lum = 55.7%
 %lamp = 55.7%

Conical surface Flux(120deg): 8235.9 lm

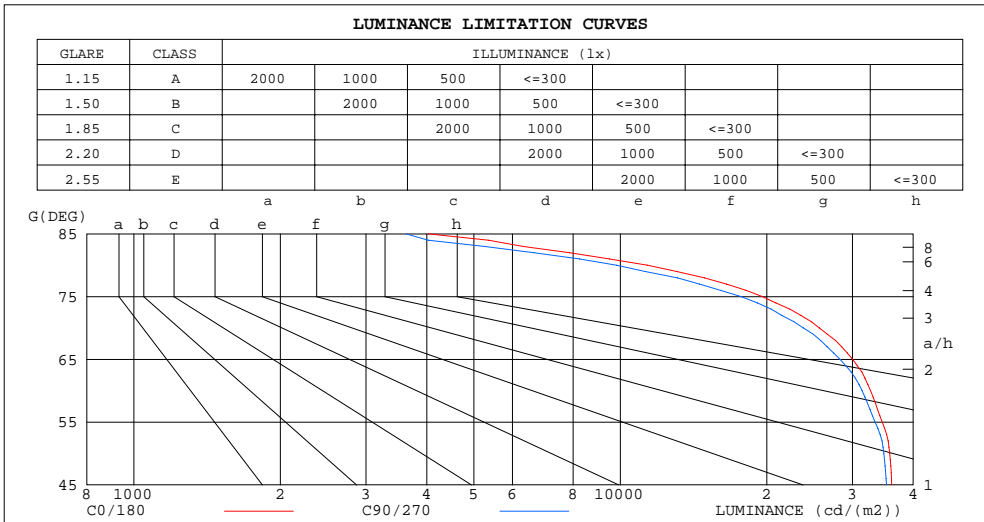
%lum = 82.4%
 %lamp = 82.4%

C Range: 0 - 360DEG
 C Interval: 22.5DEG
 Test Speed: 10.0deg/s
 Temperature:25.2DEG
 Operators:Hill
 Test Date:2016-11-13

γ Range: 0 - 180DEG
 γ Interval: 1.0DEG
 Test System:EVERFINE GO-R5000_V2 SYSTEM V2.0.351
 Humidity:46%
 Test Distance:2.437m [K=1.0000]
 Remarks:

LUMINANCE LIMITATION CURVES

Test:U:120.1V I:0.5984A P:71.26W PF:0.9916 Lamp Flux:9992.48x1 lm		
NAME: Outdoor Pole/Arm-mounted Area and Roadway	LUMINANCE	WEIGHT:N/A
SPEC.:N/A	DIM.: N/A	SERIAL No.:N/A
MFR.: Bbier	SUR.:N/A	Shielding Angle:N/A



LUMINANCE cd/(m2)		
G(DEG)	C0/180	C90/270
85	4023	3627
80	11364	9810
75	19590	17701
70	25654	23774
65	30036	28283
60	32695	31404
55	34536	33399
50	35787	34808
45	36116	35251

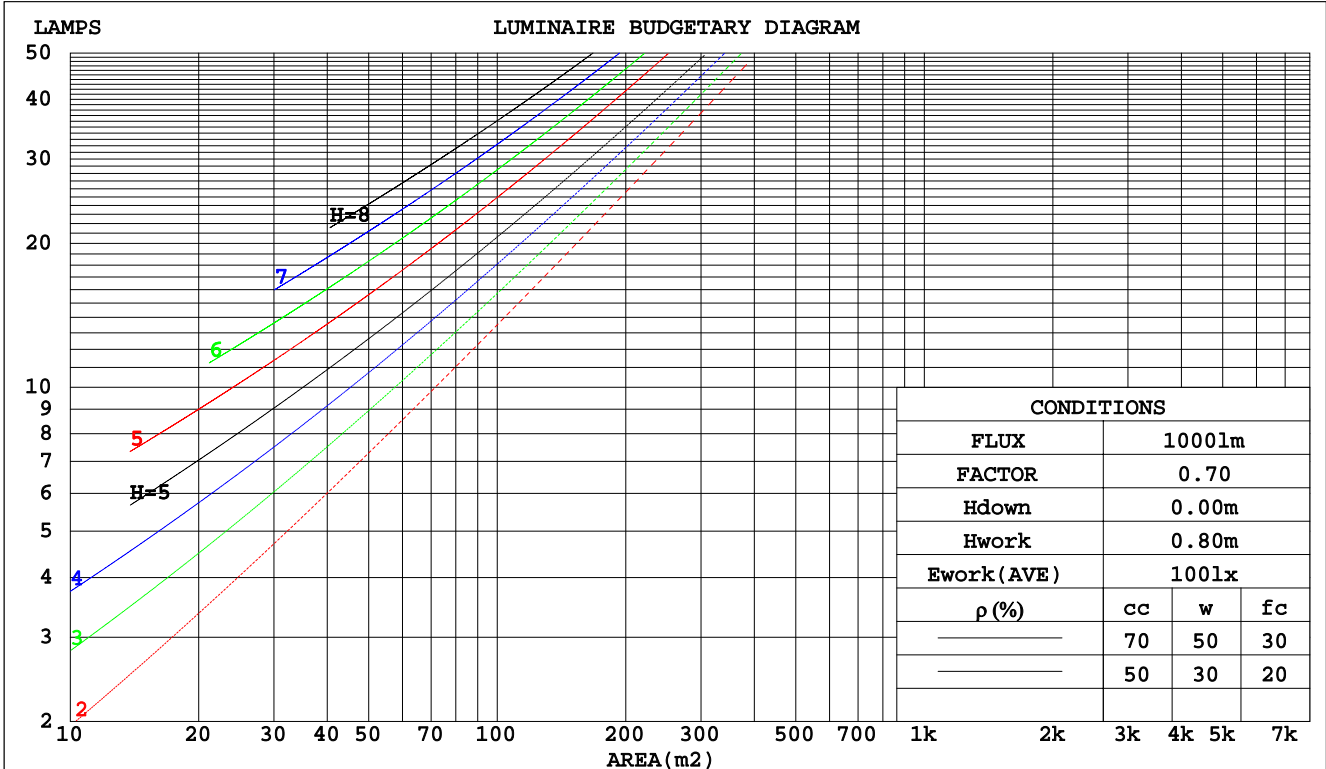
C Range: 0 - 360DEG
 C Interval: 22.5DEG
 Test Speed: 10.0deg/s
 Temperature:25.2DEG
 Operators:Hill
 Test Date:2016-11-13

γ Range: 0 - 180DEG
 γ Interval: 1.0DEG
 Test System:EVERFINE GO-R5000_V2 SYSTEM V2.0.351
 Humidity:46%
 Test Distance:2.437m [K=1.0000]
 Remarks:

CU AND LUMINAIRE BUDGETARY ESTIMATE DIAGRAM

Test:U:120.1V I:0.5984A P:71.26W PF:0.9916 Lamp Flux:9992.48x1 lm		
NAME: Outdoor Pole/Arm-mounted Area and Roadway	LUMINAIRE	WEIGHT:N/A
SPEC.:N/A	DIM.: N/A	SERIAL No.:N/A
MFR.: Bbier	SUR.:N/A	Shielding Angle:N/A

pcc	80%			70%			50%			30%			10%			0
pw	50%	30%	10%	50%	30%	10%	50%	30%	10%	50%	30%	10%	50%	30%	10%	0
pfc	20%			20%			20%			20%			20%			0
RCR	RCR:Room Cavity Ratio															
	Coefficients of Utilization(CU)															
0.0	1.19	1.19	1.19	1.16	1.16	1.16	1.11	1.11	1.11	1.06	1.06	1.06	1.02	1.02	1.02	.00
1.0	1.05	1.01	.98	1.03	.99	.96	.99	.96	.93	.95	.92	.90	.91	.89	.87	.85
2.0	.92	.85	.80	.90	.84	.79	.87	.82	.77	.83	.79	.75	.80	.77	.74	.72
3.0	.81	.73	.67	.79	.72	.66	.76	.70	.65	.74	.68	.64	.71	.67	.63	.60
4.0	.72	.63	.56	.70	.62	.56	.68	.61	.55	.66	.59	.55	.63	.58	.54	.52
5.0	.64	.55	.49	.63	.55	.48	.61	.53	.48	.59	.52	.47	.57	.51	.47	.45
6.0	.58	.49	.42	.57	.48	.42	.55	.47	.42	.53	.46	.41	.52	.46	.41	.39
7.0	.52	.43	.37	.51	.43	.37	.50	.42	.37	.48	.42	.37	.47	.41	.36	.34
8.0	.48	.39	.33	.47	.39	.33	.45	.38	.33	.44	.38	.33	.43	.37	.33	.31
9.0	.44	.35	.30	.43	.35	.30	.42	.35	.30	.41	.34	.29	.40	.34	.29	.27
10.0	.40	.32	.27	.40	.32	.27	.39	.32	.27	.38	.31	.27	.37	.31	.27	.25



C Range: 0 - 360DEG
 C Interval: 22.5DEG
 Test Speed: 10.0deg/s
 Temperature:25.2DEG
 Operators:Hill
 Test Date:2016-11-13

γ Range: 0 - 180DEG
 γ Interval: 1.0DEG
 Test System:EVERFINE GO-R5000_V2 SYSTEM V2.0.351
 Humidity:46%
 Test Distance:2.437m [K=1.0000]
 Remarks:

WEC AND CCEC

Test:U:120.1V I:0.5984A P:71.26W PF:0.9916 Lamp Flux:9992.48x1 lm		
NAME: Outdoor Pole/Arm-mounted Area and Roadway	LUMINA	WEIGHT:N/A
SPEC.:N/A	DIM.: N/A	SERIAL No.:N/A
MFR.: Bbier	SUR.:N/A	Shielding Angle:N/A

ρcc	80%			70%			50%			30%			10%			0
ρw	50%	30%	10%	50%	30%	10%	50%	30%	10%	50%	30%	10%	50%	30%	10%	0
ρfc	20%			20%			20%			20%			20%			0
RCR	RCR:Room Cavity Ratio						Wall Exitance Coefficients(WEC)									
0.0																
1.0	.286	.163	.052	.279	.159	.051	.266	.153	.049	.254	.146	.047	.243	.141	.045	
2.0	.277	.152	.047	.271	.149	.046	.259	.144	.045	.248	.139	.044	.238	.135	.043	
3.0	.260	.138	.041	.255	.136	.041	.244	.132	.040	.235	.129	.039	.226	.125	.039	
4.0	.242	.126	.037	.237	.124	.037	.228	.121	.036	.220	.118	.036	.212	.115	.035	
5.0	.225	.115	.033	.221	.114	.033	.213	.111	.033	.205	.108	.032	.198	.106	.032	
6.0	.210	.105	.030	.206	.104	.030	.199	.102	.030	.192	.100	.029	.186	.098	.029	
7.0	.196	.097	.027	.193	.096	.027	.186	.094	.027	.180	.092	.027	.175	.091	.027	
8.0	.184	.090	.025	.181	.089	.025	.175	.087	.025	.169	.086	.025	.164	.084	.025	
9.0	.172	.083	.023	.170	.083	.023	.165	.081	.023	.160	.080	.023	.155	.079	.023	
10.0	.162	.078	.022	.160	.077	.022	.155	.076	.021	.151	.075	.021	.147	.074	.021	

ρcc	80%			70%			50%			30%			10%			0
ρw	50%	30%	10%	50%	30%	10%	50%	30%	10%	50%	30%	10%	50%	30%	10%	0
ρfc	20%			20%			20%			20%			20%			0
RCR	RCR:Room Cavity Ratio						Ceiling Cavity Exitance Coefficients(CCEC)									
0.0	.191	.191	.191	.163	.163	.163	.112	.112	.112	.064	.064	.064	.020	.020	.020	
1.0	.179	.157	.137	.153	.135	.118	.105	.093	.082	.060	.054	.047	.019	.017	.015	
2.0	.171	.133	.101	.146	.114	.087	.100	.079	.061	.058	.046	.036	.019	.015	.012	
3.0	.163	.115	.076	.140	.099	.066	.096	.069	.046	.056	.040	.027	.018	.013	.009	
4.0	.156	.102	.060	.134	.088	.052	.092	.061	.037	.053	.036	.022	.017	.012	.007	
5.0	.149	.091	.049	.128	.079	.042	.088	.055	.030	.051	.032	.018	.016	.011	.006	
6.0	.142	.083	.040	.122	.072	.035	.084	.050	.025	.049	.030	.015	.016	.010	.005	
7.0	.135	.076	.034	.116	.066	.030	.080	.046	.021	.047	.027	.013	.015	.009	.004	
8.0	.129	.070	.030	.111	.061	.026	.077	.043	.018	.045	.025	.011	.014	.008	.004	
9.0	.123	.065	.026	.106	.057	.023	.073	.040	.016	.043	.023	.010	.014	.008	.003	
10.0	.117	.061	.023	.101	.053	.020	.070	.037	.014	.041	.022	.009	.013	.007	.003	

C Range: 0 - 360DEG
 C Interval: 22.5DEG
 Test Speed: 10.0deg/s
 Temperature:25.2DEG
 Operators:Hill
 Test Date:2016-11-13

γ Range: 0 - 180DEG
 γ Interval: 1.0DEG
 Test System:EVERFINE GO-R5000_V2 SYSTEM V2.0.351
 Humidity:46%
 Test Distance:2.437m [K=1.0000]
 Remarks:

UGR(Unified Glare Rating) Table

Test:U:120.1V I:0.5984A P:71.26W PF:0.9916 Lamp Flux:9992.48x1 lm										
NAME: Outdoor Pole/Arm-mounted Area and Roadway					LUMINANCE			WEIGHT:N/A		
SPEC.:N/A					DIM.: N/A			SERIAL No.:N/A		
MFR.: Bbier					SUR.:N/A			Shielding Angle:N/A		
ceiling/cavity	0.7	0.7	0.5	0.5	0.3	0.7	0.7	0.5	0.5	0.3
walls	0.5	0.3	0.5	0.3	0.3	0.5	0.3	0.5	0.3	0.3
working plane	0.2	0.2	0.2	0.2	0.2	0.2	0.2	0.2	0.2	0.2
Room dimensions	Viewed crosswise					Viewed endwise				
x = 2H y = 2H	25.4	26.9	25.7	27.1	27.3	25.2	26.7	25.5	26.9	27.1
3H	26.6	28.0	26.9	28.2	28.5	26.4	27.8	26.7	28.0	28.2
4H	26.9	28.2	27.3	28.5	28.8	26.7	28.0	27.0	28.2	28.5
6H	27.0	28.3	27.4	28.5	28.8	26.7	28.0	27.1	28.2	28.5
8H	27.0	28.2	27.4	28.5	28.8	26.7	27.9	27.1	28.2	28.5
12H	27.0	28.1	27.3	28.4	28.7	26.7	27.8	27.0	28.1	28.4
4H 2H	25.9	27.2	26.2	27.5	27.7	25.8	27.1	26.1	27.3	27.6
3H	27.3	28.4	27.6	28.7	29.0	27.1	28.2	27.4	28.5	28.8
4H	27.7	28.7	28.1	29.0	29.4	27.5	28.5	27.8	28.8	29.1
6H	27.8	28.8	28.2	29.1	29.5	27.6	28.5	28.0	28.9	29.2
8H	27.8	28.7	28.3	29.1	29.4	27.6	28.4	28.0	28.8	29.2
12H	27.8	28.6	28.2	29.0	29.4	27.5	28.3	28.0	28.7	29.1
8H 4H	27.8	28.6	28.2	29.0	29.4	27.6	28.4	28.0	28.8	29.2
6H	28.0	28.7	28.4	29.1	29.5	27.8	28.5	28.2	28.9	29.3
8H	28.0	28.6	28.5	29.1	29.5	27.8	28.4	28.2	28.8	29.3
12H	28.0	28.5	28.5	29.0	29.5	27.8	28.3	28.2	28.7	29.2
12H 4H	27.8	28.5	28.2	28.9	29.3	27.6	28.3	28.0	28.7	29.1
6H	28.0	28.6	28.4	29.0	29.5	27.8	28.4	28.2	28.8	29.2
8H	28.0	28.5	28.5	29.0	29.5	27.8	28.3	28.2	28.7	29.2
Variations with the observer position at spacings:										
S = 1.0H	+ 0.2 / - 0.3					+ 0.2 / - 0.3				
1.5H	+ 0.2 / - 0.5					+ 0.3 / - 0.5				
2.0H	+ 0.4 / - 0.4					+ 0.4 / - 0.4				

CIE Pub.117 Corrected 9992 lm Total Lamp Luminous Flux.(8log(F/F0) = 8.0)

C Range: 0 - 360DEG
 C Interval: 22.5DEG
 Test Speed: 10.0deg/s
 Temperature:25.2DEG
 Operators:Hill
 Test Date:2016-11-13

γ Range: 0 - 180DEG
 γ Interval: 1.0DEG
 Test System:EVERFINE GO-R5000_V2 SYSTEM V2.0.351
 Humidity:46%
 Test Distance:2.437m [K=1.0000]
 Remarks:

UTILIZATION FACTORS TABLE

Test:U:120.1V I:0.5984A P:71.26W PF:0.9916 Lamp Flux:9992.48x1 lm		
NAME: Outdoor Pole/Arm-mounted Area and Roadway	LUMINA	WEIGHT:N/A
SPEC.:N/A	DIM.: N/A	SERIAL No.:N/A
MFR.: Bbier	SUR.:N/A	Shielding Angle:N/A

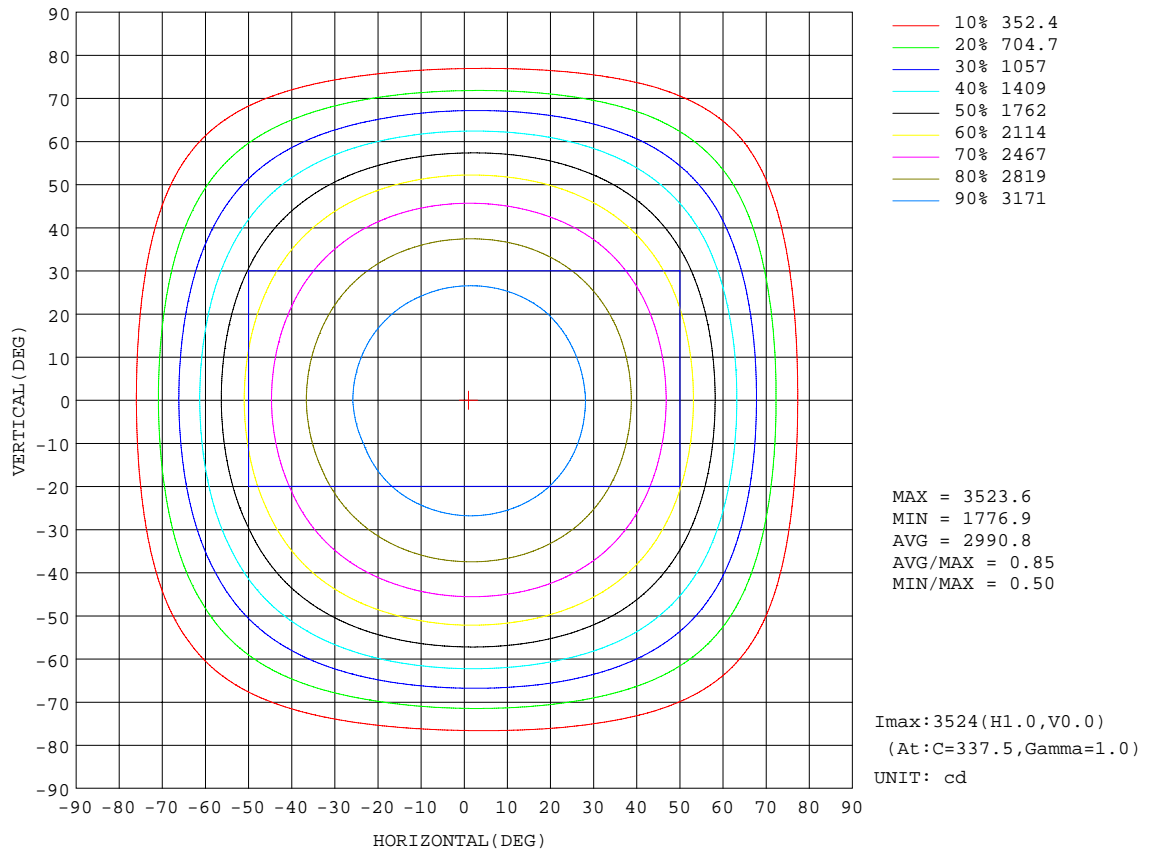
REFLECTANCE										
Ceiling	0.8	0.8	0.8	0.7	0.7	0.7	0.5	0.5	0.5	0
Walls	0.7	0.5	0.3	0.7	0.5	0.3	0.7	0.5	0.3	0
Working plane	0.2	0.2	0.2	0.2	0.2	0.2	0.2	0.2	0.2	0
ROOM INDEX	UTILIZATION FACTORS(PERCENT) $k(RI) \times RCR = 5$									
k = 0.60	58	47	40	57	46	39	56	46	39	33
0.80	68	57	50	67	57	50	66	56	49	42
1.00	77	66	59	76	66	59	74	67	58	51
1.25	84	74	67	83	74	67	80	72	66	59
1.50	89	80	73	88	79	73	85	77	72	64
2.00	96	88	82	94	87	81	91	85	80	72
2.50	100	93	87	98	91	86	94	89	84	76
3.00	103	97	92	101	95	91	97	92	88	80
4.00	107	102	98	105	100	96	101	97	93	85
5.00	109	105	101	107	103	100	103	99	97	88
ROOM INDEX	UF(total)									Direct
According to DIN EN 13032-2 2004			Suspended				SHRNM = 1.25			

C Range: 0 - 360DEG
 C Interval: 22.5DEG
 Test Speed: 10.0deg/s
 Temperature:25.2DEG
 Operators:Hill
 Test Date:2016-11-13

γ Range: 0 - 180DEG
 γ Interval: 1.0DEG
 Test System:EVERFINE GO-R5000_V2 SYSTEM V2.0.351
 Humidity:46%
 Test Distance:2.437m [K=1.0000]
 Remarks:

ISOCANDELA DIAGRAM

Test:U:120.1V I:0.5984A P:71.26W PF:0.9916 Lamp Flux:9992.48x1 lm		
NAME: Outdoor Pole/Arm-mounted Area and Roadway Luminaire	TYPE: N/A	WEIGHT: N/A
SPEC.: N/A	DIM.: N/A	SERIAL No.: N/A
MFR.: Bbier	SUR.: N/A	Shielding Angle: N/A



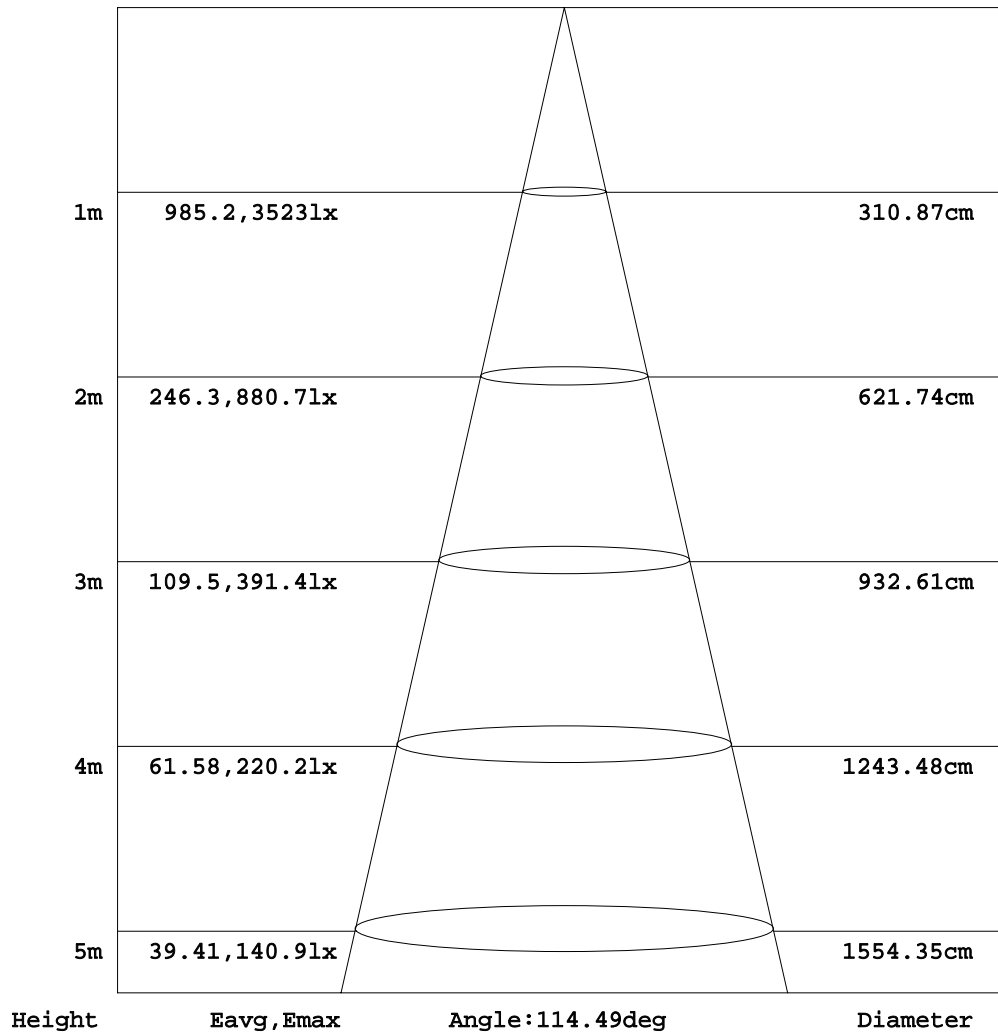
C Range: 0 - 360DEG
 C Interval: 22.5DEG
 Test Speed: 10.0deg/s
 Temperature: 25.2DEG
 Operators: Hill
 Test Date: 2016-11-13

γ Range: 0 - 180DEG
 γ Interval: 1.0DEG
 Test System: EVERFINE GO-R5000_V2 SYSTEM V2.0.351
 Humidity: 46%
 Test Distance: 2.437m [K=1.0000]
 Remarks:

AAI Figure

Test:U:120.1V I:0.5984A P:71.26W PF:0.9916 Lamp Flux:9992.48x1 lm		
NAME: Outdoor Pole/Arm-mounted Area and Roadway	Luminaire	WEIGHT:N/A
SPEC.:N/A	DIM.: N/A	SERIAL No.:N/A
MFR.: Bbier	SUR.:N/A	Shielding Angle:N/A

Flux out:7927 lm



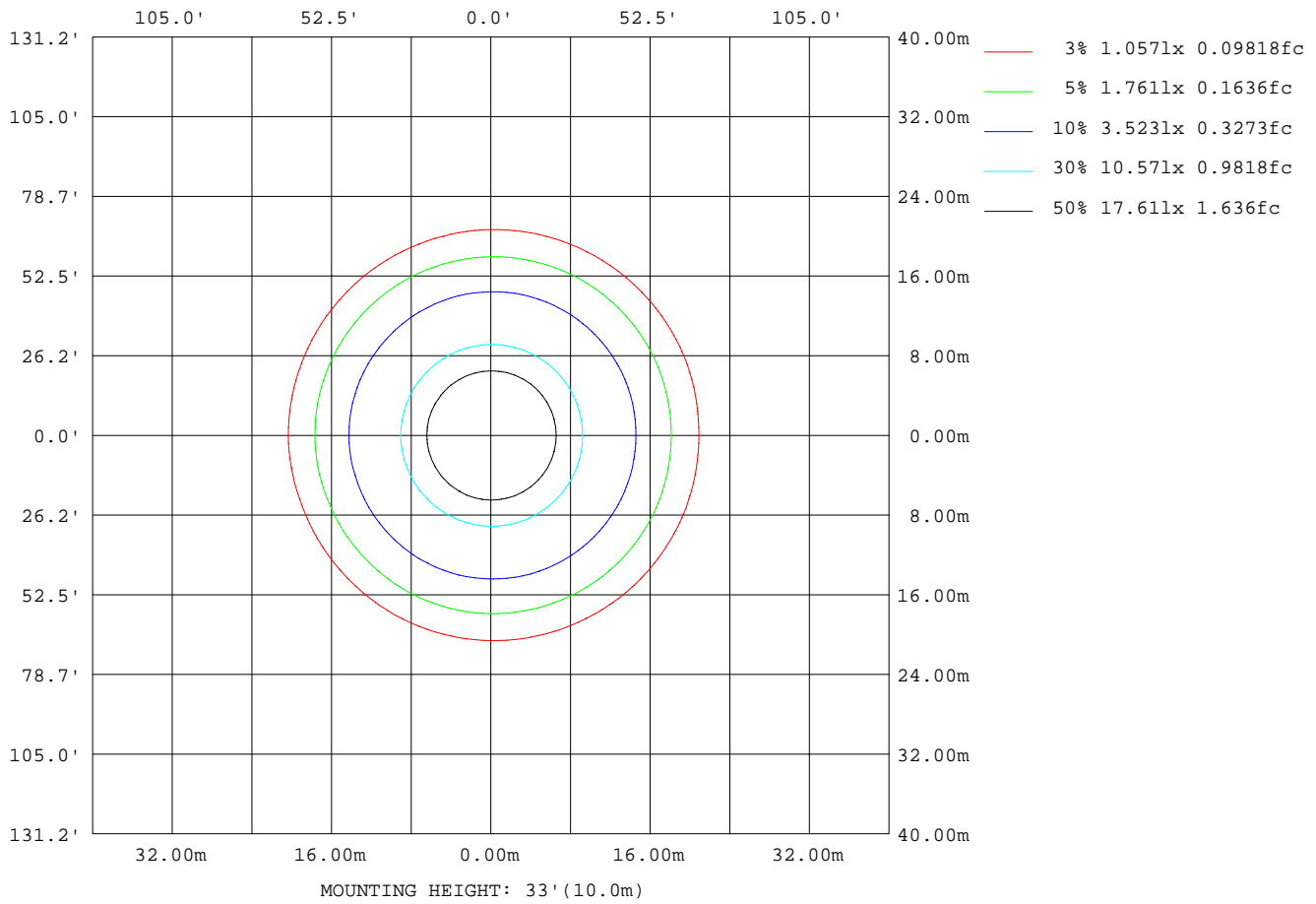
Note:The Curves indicate the illuminated area and the average illumination when the luminaire is at different distance.

C Range: 0 - 360DEG
 C Interval: 22.5DEG
 Test Speed: 10.0deg/s
 Temperature:25.2DEG
 Operators:Hill
 Test Date:2016-11-13

γ Range: 0 - 180DEG
 γ Interval: 1.0DEG
 Test System:EVERFINE GO-R5000_V2 SYSTEM V2.0.351
 Humidity:46%
 Test Distance:2.437m [K=1.0000]
 Remarks:

ISOLUX DIAGRAM

Test:U:120.1V I:0.5984A P:71.26W PF:0.9916 Lamp Flux:9992.48x1 lm		
NAME: Outdoor Pole/Arm-mounted Area and Roadway	LUMINA	WEIGHT:N/A
SPEC.:N/A	DIM.: N/A	SERIAL No.:N/A
MFR.: Bbier	SUR.:N/A	Shielding Angle:N/A



C Range: 0 - 360DEG
 C Interval: 22.5DEG
 Test Speed: 10.0deg/s
 Temperature:25.2DEG
 Operators:Hill
 Test Date:2016-11-13

γ Range: 0 - 180DEG
 γ Interval: 1.0DEG
 Test System:EVERFINE GO-R5000_V2 SYSTEM V2.0.351
 Humidity:46%
 Test Distance:2.437m [K=1.0000]
 Remarks:

LED Avg.L Report

Test:U:120.1V I:0.5984A P:71.26W PF:0.9916 Lamp Flux:9992.48x1 lm		
NAME: Outdoor Pole/Arm-mounted Area and Roadway	LUMINANCE	WEIGHT:N/A
SPEC.:N/A	DIM.: N/A	SERIAL No.:N/A
MFR.: Bbier	SUR.:N/A	Shielding Angle:N/A

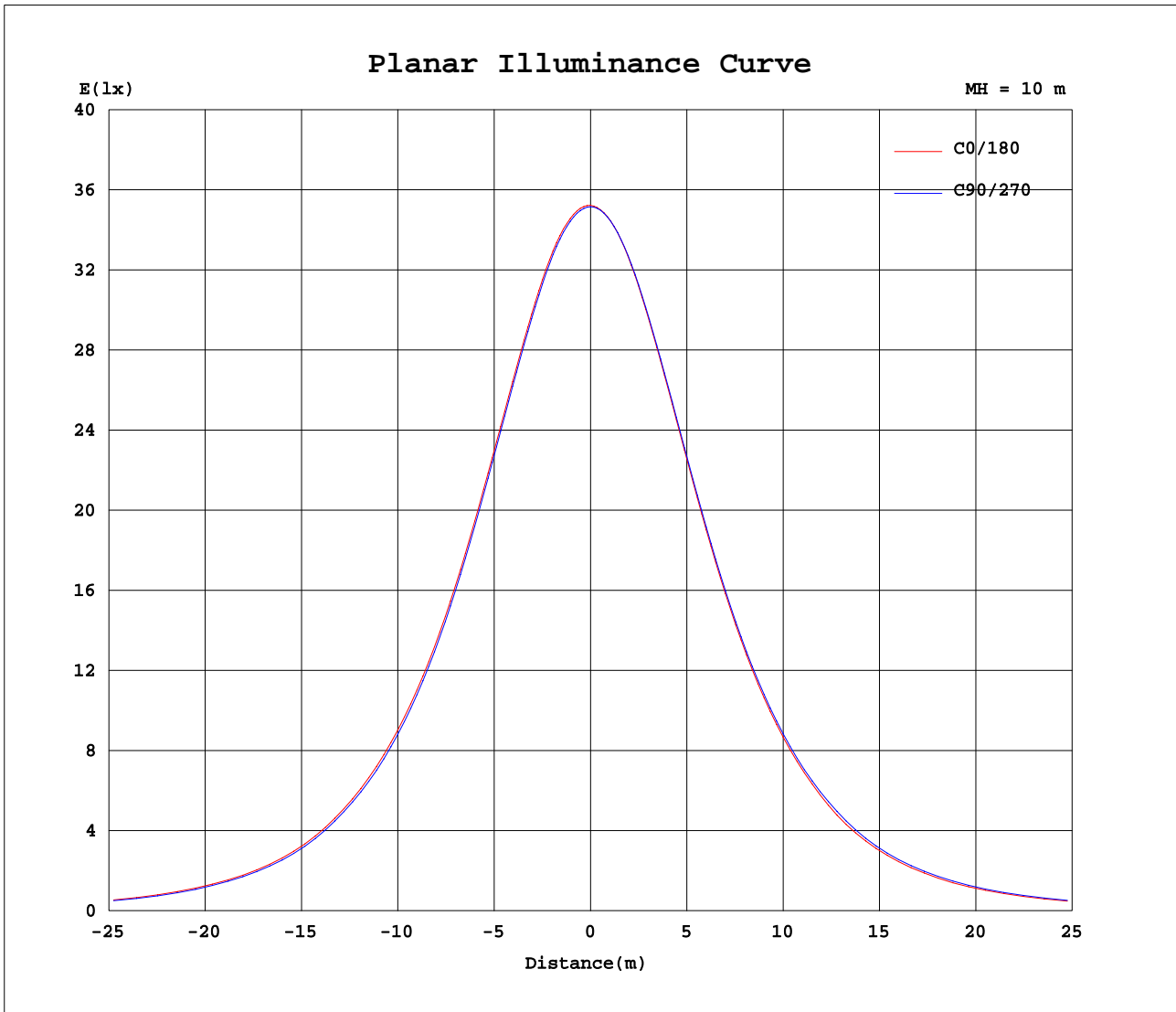
AvgL	cd/m2
L_0~180(65)av	28536
L_0~180(75)av	17806
L_0~180(85)av	3158
L_90~270(65)av	28535
L_90~270(75)av	18040
L_90~270(85)av	3770
L_45(65)av	28522
L_45(75)av	18019
L_45(85)av	3529

Standard: GB/T 29293-2012

C Range: 0 - 360DEG
 C Interval: 22.5DEG
 Test Speed: 10.0deg/s
 Temperature:25.2DEG
 Operators:Hill
 Test Date:2016-11-13

γ Range: 0 - 180DEG
 γ Interval: 1.0DEG
 Test System:EVERFINE GO-R5000_V2 SYSTEM V2.0.351
 Humidity:46%
 Test Distance:2.437m [K=1.0000]
 Remarks:

Planar Illuminance Curve



C Range: 0 - 360DEG
 C Interval: 22.5DEG
 Test Speed: 10.0deg/s
 Temperature: 25.2DEG
 Operators: Hill
 Test Date: 2016-11-13

γ Range: 0 - 180DEG
 γ Interval: 1.0DEG
 Test System: EVERFINE GO-R5000_V2 SYSTEM V2.0.351
 Humidity: 46%
 Test Distance: 2.437m [K=1.0000]
 Remarks:

LUMINOUS DISTRIBUTION INTENSITY DATA

Test:U:120.1V I:0.5984A P:71.26W PF:0.9916 Lamp Flux:9992.48x1 lm		
NAME: Outdoor Pole/Arm-mounted Area and Roadway	TYPE: AREA	WEIGHT: N/A
SPEC.: N/A	DIM.: N/A	SERIAL No.: N/A
MFR.: Bbier	SUR.: N/A	Shielding Angle: N/A

Table--1

UNIT: cd

C (DEG) \ γ (DEG)	0	22.5	45	67.5	90	112.5	135	157.5	180	202.5	225	247.5	270	292.5	315	337.5			
0	3517	3517	3517	3517	3517	3517	3517	3517	3517	3517	3517	3517	3517	3517	3517	3517			
5	3512	3511	3510	3509	3506	3503	3501	3501	3501	3501	3502	3504	3506	3507	3511	3513			
10	3487	3486	3484	3479	3474	3470	3467	3462	3462	3461	3463	3468	3471	3475	3481	3486			
15	3431	3431	3427	3420	3413	3406	3401	3394	3394	3393	3397	3403	3410	3416	3425	3432			
20	3349	3349	3346	3339	3328	3318	3310	3302	3303	3303	3306	3312	3322	3333	3345	3352			
25	3244	3244	3241	3229	3217	3205	3195	3185	3187	3187	3190	3197	3210	3225	3239	3245			
30	3113	3112	3106	3094	3081	3065	3053	3042	3046	3045	3049	3058	3074	3090	3106	3113			
35	2952	2950	2942	2930	2914	2896	2882	2872	2876	2875	2883	2893	2908	2928	2943	2955			
40	2765	2761	2753	2737	2717	2698	2684	2671	2676	2675	2687	2700	2716	2738	2755	2769			
45	2550	2542	2533	2516	2493	2469	2454	2443	2448	2447	2458	2479	2499	2516	2538	2551			
50	2297	2291	2281	2262	2238	2209	2192	2177	2178	2176	2192	2221	2244	2267	2287	2303			
55	1978	1976	1961	1943	1916	1888	1856	1834	1847	1852	1862	1886	1919	1950	1973	1995			
60	1632	1633	1624	1596	1571	1544	1512	1491	1506	1513	1528	1551	1580	1613	1633	1646			
65	1267	1267	1249	1218	1196	1168	1138	1119	1145	1144	1163	1180	1216	1245	1272	1290			
70	876	879	867	847	813	785	767	745	767	773	785	807	838	867	903	915			
75	506	503	502	484	458	435	414	399	415	418	428	449	476	504	522	540			
80	197	196	196	186	170	154	142	129	144	148	161	175	185	204	215	218			
85	35.0	34.6	38.3	37.8	31.6	21.9	17.8	14.3	20.0	20.9	27.3	28.0	34.1	39.4	39.6	37.1			
90	0.47	0.53	2.90	3.03	0.48	0.48	0.57	0.50	0.28	0.28	0.28	0.27	0.26	0.26	0.26	0.37			
95	0.61	0.61	0.63	0.64	0.66	0.68	0.69	0.70	0.37	0.37	0.38	0.37	0.36	0.35	0.34	0.33			
100	0.80	0.81	0.83	0.84	0.86	0.89	0.90	0.90	0.48	0.48	0.49	0.49	0.47	0.46	0.45	0.43			
105	0.93	0.94	0.96	1.00	1.02	1.04	1.05	1.03	0.59	0.60	0.61	0.60	0.58	0.58	0.56	0.55			
110	0.98	0.98	1.02	1.06	1.09	1.11	1.11	1.08	0.72	0.73	0.75	0.74	0.72	0.70	0.68	0.67			
115	1.03	1.03	1.06	1.11	1.14	1.15	1.15	1.12	0.89	0.87	0.89	0.90	0.87	0.86	0.82	0.81			
120	1.14	1.13	1.12	1.16	1.20	1.21	1.21	1.21	1.09	1.04	1.05	1.07	1.04	0.98	0.99	0.94			
125	1.29	1.27	1.27	1.31	1.37	1.37	1.37	1.37	1.30	1.26	1.29	1.26	1.22	1.18	1.18	1.12			
130	1.53	1.53	1.50	1.56	1.61	1.63	1.62	1.61	1.51	1.50	1.48	1.50	1.44	1.46	1.39	1.39			
135	1.83	1.84	1.87	1.86	1.95	2.00	1.99	1.92	1.75	1.72	1.71	1.71	1.70	1.72	1.63	1.66			
140	2.22	2.27	2.36	2.35	2.42	2.46	2.46	2.32	1.94	1.89	1.95	1.93	1.90	1.87	1.87	1.88			
145	2.78	2.85	3.00	3.09	3.13	3.14	3.07	2.87	2.06	2.04	2.10	2.19	2.14	2.11	2.05	2.05			
150	3.31	3.49	3.58	3.63	3.64	3.73	3.68	3.49	2.20	2.16	2.23	2.30	2.29	2.27	2.21	2.25			
155	3.81	3.96	3.95	4.00	4.05	4.12	4.11	4.01	2.41	2.32	2.48	2.54	2.52	2.54	2.40	2.55			
160	4.23	4.26	4.25	4.34	4.29	4.42	4.44	4.28	2.62	2.55	2.59	2.65	2.66	2.64	2.50	2.70			
165	4.20	4.19	4.21	4.19	4.25	4.31	4.38	4.25	2.74	2.69	2.65	2.76	2.75	2.72	2.62	2.81			
170	4.00	3.98	3.96	3.92	3.96	4.03	4.10	4.07	2.89	2.86	2.75	2.75	2.76	2.73	2.77	2.90			
175	3.97	3.88	3.87	3.71	3.68	3.84	3.96	3.97	3.20	3.19	3.08	3.00	2.99	2.88	3.07	3.17			
180	3.54	3.47	3.38	3.28	3.28	3.41	3.57	3.58	3.56	3.55	3.47	3.39	3.31	3.33	3.44	3.63			

C Range: 0 - 360DEG
 C Interval: 22.5DEG
 Test Speed: 10.0deg/s
 Temperature: 25.2DEG
 Operators: Hill
 Test Date: 2016-11-13

γ Range: 0 - 180DEG
 γ Interval: 1.0DEG
 Test System: EVERFINE GO-R5000_V2 SYSTEM V2.0.351
 Humidity: 46%
 Test Distance: 2.437m [K=1.0000]
 Remarks: