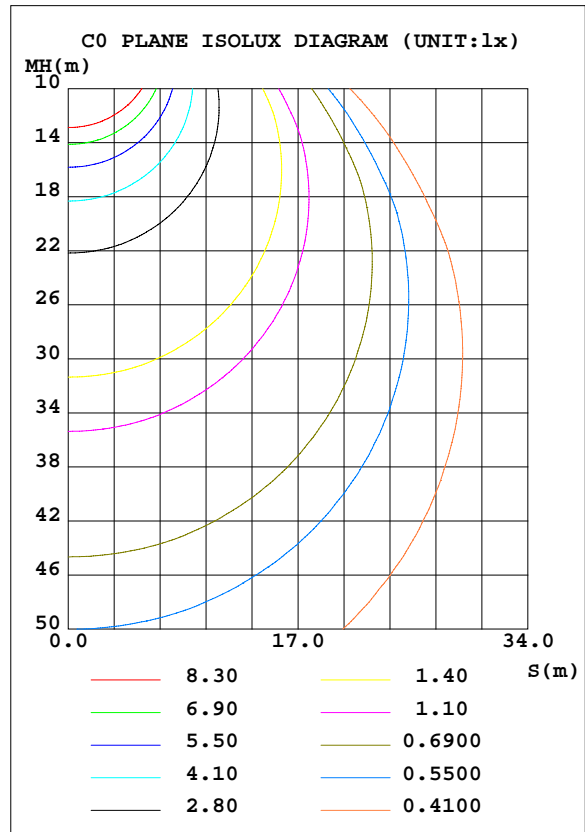
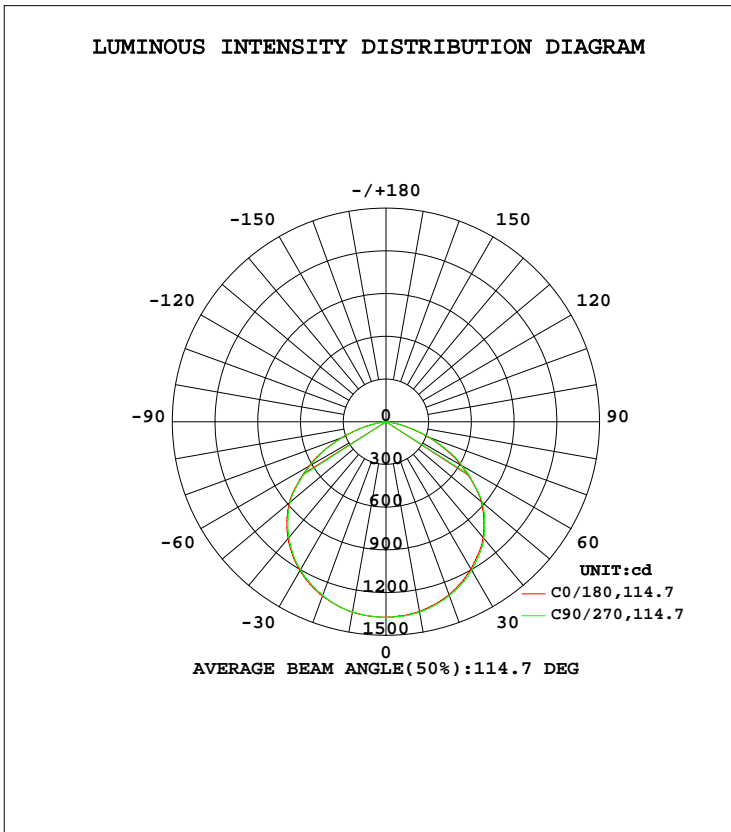


LUMINAIRE PHOTOMETRIC TEST REPORT

Test:U:120.0V I:0.2321A P:27.40W PF:0.9837 Lamp Flux:3917.22x1 lm		
NAME: Outdoor Pole/Arm-mounted Area and Roadway Luminaire	TYPE: N/A	WEIGHT: N/A
SPEC.: N/A	DIM.: N/A	SERIAL No.: N/A
MFR.: Bbier	SUR.: N/A	Shielding Angle: N/A

DATA OF LAMP		PHOTOMETRIC DATA Eff: 142.96 lm/W			
MODEL	RSZ161025520-10	I _{max} (cd)	1376	S/MH(C0/180)	1.29
NOMINAL POWER(W)	30	LOR(%)	100.0	S/MH(C90/270)	1.30
RATED VOLTAGE(V)	120	TOTAL FLUX(lm)	3917.2	η UP, DN(C0-180)	0.1, 49.9
NOMINAL FLUX(lm)	3917.22	CIE CLASS	DIRECT	η UP, DN(C180-360)	0.0, 50.0
LAMPS INSIDE	1	η up(%)	0.1	CIBSE SHR NOM	1.50
TEST VOLTAGE(V)	120	η down(%)	99.9	CIBSE SHR MAX	1.50



C Range: 0 - 360DEG
 C Interval: 22.5DEG
 Test Speed: 10.0deg/s
 Temperature: 25.2DEG
 Operators: Hill
 Test Date: 2016-11-13

γ Range: 0 - 180DEG
 γ Interval: 1.0DEG
 Test System: EVERFINE GO-R5000_V2 SYSTEM V2.0.351
 Humidity: 46%
 Test Distance: 2.437m [K=1.0000]
 Remarks:

ZONAL FLUX DIAGRAM

ZONAL FLUX DIAGRAM:

γ	C0	C45	C90	C135	C180	C225	C270	C315	γ	Φ zone	Φ total	%lum, lamp
10	1358	1356	1356	1354	1352	1354	1357	1359	0- 10	130.3	130.3	3.33,3.33
20	1302	1301	1298	1293	1293	1294	1300	1302	10- 20	376.2	506.5	12.9,12.9
30	1207	1206	1202	1196	1193	1195	1204	1210	20- 30	578.8	1085	27.7,27.7
40	1070	1069	1061	1054	1060	1063	1070	1081	30- 40	712.8	1798	45.9,45.9
50	886.9	882.5	877.9	866.5	874.1	873.3	881.7	894.6	40- 50	754.6	2553	65.2,65.2
60	627.0	624.2	613.2	601.2	607.4	612.4	617.1	630.7	50- 60	671.0	3224	82.3,82.3
70	338.1	335.3	328.0	314.5	321.2	317.6	327.7	339.5	60- 70	469.1	3693	94.3,94.3
80	73.91	76.30	71.58	63.10	61.37	64.07	69.08	77.53	70- 80	199.4	3892	99.4,99.4
90	0.1879	0.1971	0.1740	0.1792	0.0994	0.0998	0.0985	0.1005	80- 90	21.43	3914	99.9,99.9
100	0.3146	0.3216	0.3277	0.3346	0.1755	0.1812	0.1765	0.1721	90-100	0.2097	3914	99.9,99.9
110	0.3856	0.3973	0.4146	0.4185	0.2719	0.2804	0.2745	0.2651	100-110	0.3167	3914	99.9,99.9
120	0.4476	0.4357	0.4581	0.4602	0.4116	0.4014	0.4017	0.3846	110-120	0.3749	3915	99.9,99.9
130	0.5992	0.5838	0.6205	0.6215	0.5779	0.5648	0.5453	0.5324	120-130	0.4426	3915	99.9,99.9
140	0.8703	0.9192	0.9372	0.9461	0.7480	0.7540	0.7338	0.7254	130-140	0.5380	3916	100,100
150	1.293	1.400	1.423	1.427	0.8502	0.8675	0.8891	0.8581	140-150	0.6144	3916	100,100
160	1.648	1.649	1.661	1.731	1.016	1.008	1.035	0.9737	150-160	0.5766	3917	100,100
170	1.549	1.535	1.537	1.593	1.121	1.071	1.076	1.083	160-170	0.3819	3917	100,100
180	1.366	1.307	1.292	1.397	1.377	1.347	1.280	1.335	170-180	0.1265	3917	100,100
DEG	LUMINOUS INTENSITY:cd Less than 25% Percent = 7.3 %									UNIT:lm		

Conical surface Flux(90deg): 2176.9 lm

%lum = 55.6%
 %lamp = 55.6%

Conical surface Flux(120deg): 3223.6 lm

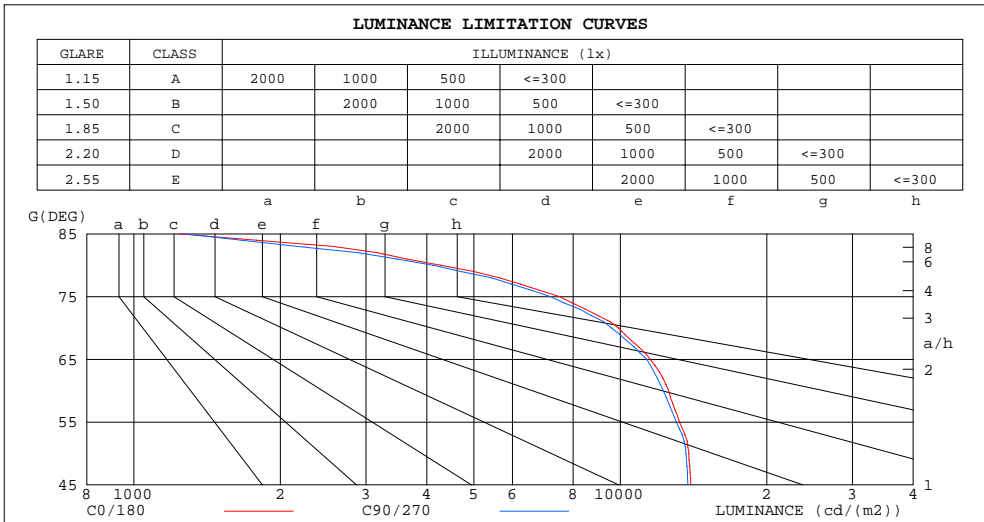
%lum = 82.3%
 %lamp = 82.3%

C Range: 0 - 360DEG
 C Interval: 22.5DEG
 Test Speed: 10.0deg/s
 Temperature:25.2DEG
 Operators:Hill
 Test Date:2016-11-13

γ Range: 0 - 180DEG
 γ Interval: 1.0DEG
 Test System:EVERFINE GO-R5000_V2 SYSTEM V2.0.351
 Humidity:46%
 Test Distance:2.437m [K=1.0000]
 Remarks:

LUMINANCE LIMITATION CURVES

Test:U:120.0V I:0.2321A P:27.40W PF:0.9837 Lamp Flux:3917.22x1 lm		
NAME: Outdoor Pole/Arm-mounted Area and Roadway	LUMINANCE	WEIGHT:N/A
SPEC.:N/A	DIM.: N/A	SERIAL No.:N/A
MFR.: Bbier	SUR.:N/A	Shielding Angle:N/A



LUMINANCE cd/(m2)		
G (DEG)	C0/180	C90/270
85	1238	1272
80	4266	4119
75	7491	7174
70	9908	9585
65	11526	11337
60	12570	12256
55	13227	13033
50	13829	13648
45	13955	13764

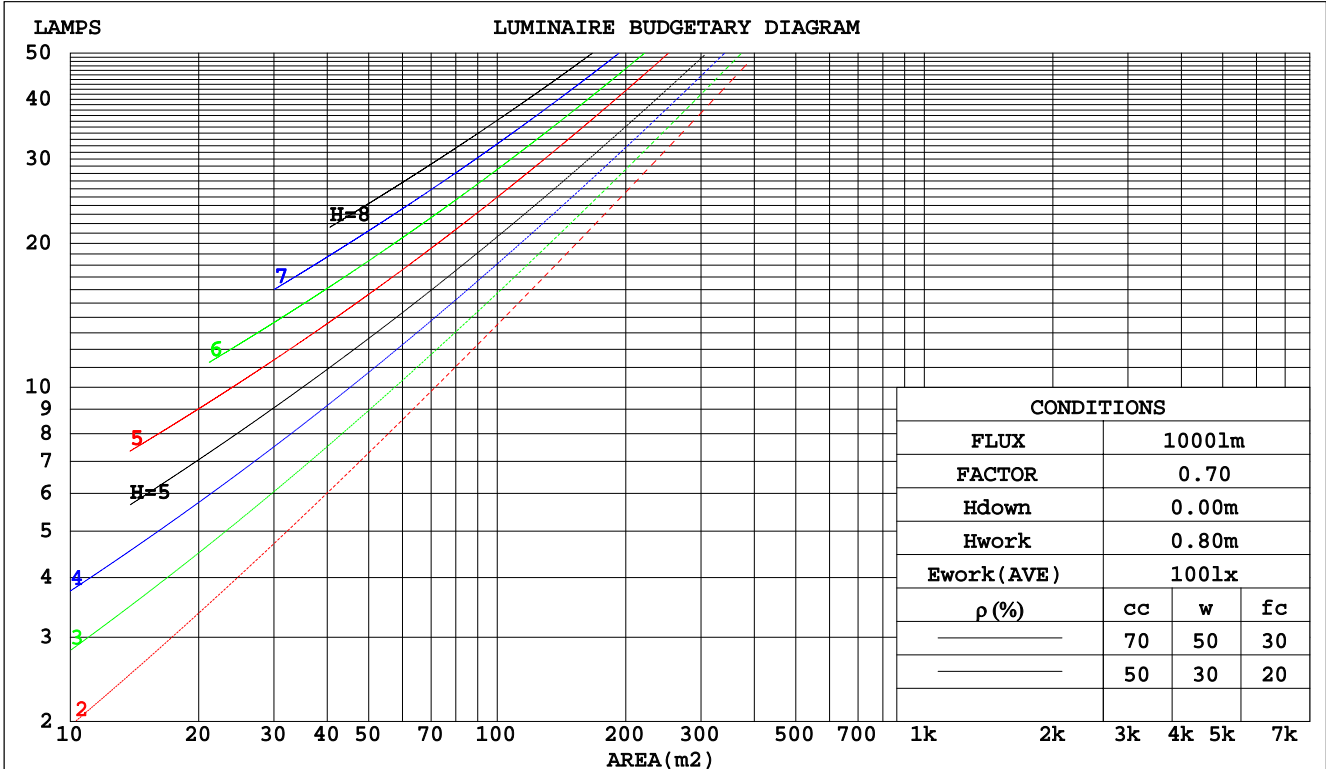
C Range: 0 - 360DEG
 C Interval: 22.5DEG
 Test Speed: 10.0deg/s
 Temperature:25.2DEG
 Operators:Hill
 Test Date:2016-11-13

γ Range: 0 - 180DEG
 γ Interval: 1.0DEG
 Test System:EVERFINE GO-R5000_V2 SYSTEM V2.0.351
 Humidity:46%
 Test Distance:2.437m [K=1.0000]
 Remarks:

CU AND LUMINAIRE BUDGETARY ESTIMATE DIAGRAM

Test:U:120.0V I:0.2321A P:27.40W PF:0.9837 Lamp Flux:3917.22x1 lm		
NAME: Outdoor Pole/Arm-mounted Area and Roadway	LUMINAIRE	WEIGHT:N/A
SPEC.:N/A	DIM.: N/A	SERIAL No.:N/A
MFR.: Bbier	SUR.:N/A	Shielding Angle:N/A

pcc	80%			70%			50%			30%			10%			0
pw	50%	30%	10%	50%	30%	10%	50%	30%	10%	50%	30%	10%	50%	30%	10%	0
pfc	20%			20%			20%			20%			20%			0
RCR	RCR:Room Cavity Ratio															
	Coefficients of Utilization(CU)															
0.0	1.19	1.19	1.19	1.16	1.16	1.16	1.11	1.11	1.11	1.06	1.06	1.06	1.02	1.02	1.02	.00
1.0	1.05	1.01	.97	1.03	.99	.96	.99	.96	.93	.95	.92	.90	.91	.89	.87	.85
2.0	.92	.85	.80	.90	.84	.79	.86	.81	.77	.83	.79	.75	.80	.77	.74	.72
3.0	.81	.73	.67	.79	.72	.66	.76	.70	.65	.74	.68	.64	.71	.66	.63	.60
4.0	.72	.63	.56	.70	.62	.56	.68	.61	.55	.65	.59	.54	.63	.58	.54	.52
5.0	.64	.55	.49	.63	.54	.48	.61	.53	.48	.59	.52	.47	.57	.51	.47	.45
6.0	.57	.49	.42	.57	.48	.42	.55	.47	.42	.53	.46	.41	.51	.46	.41	.39
7.0	.52	.43	.37	.51	.43	.37	.50	.42	.37	.48	.42	.37	.47	.41	.36	.34
8.0	.47	.39	.33	.47	.39	.33	.45	.38	.33	.44	.37	.33	.43	.37	.32	.31
9.0	.43	.35	.30	.43	.35	.30	.42	.35	.30	.41	.34	.29	.40	.34	.29	.27
10.0	.40	.32	.27	.40	.32	.27	.39	.32	.27	.38	.31	.27	.37	.31	.26	.25



C Range: 0 - 360DEG
 C Interval: 22.5DEG
 Test Speed: 10.0deg/s
 Temperature:25.2DEG
 Operators:Hill
 Test Date:2016-11-13

γ Range: 0 - 180DEG
 γ Interval: 1.0DEG
 Test System:EVERFINE GO-R5000_V2 SYSTEM V2.0.351
 Humidity:46%
 Test Distance:2.437m [K=1.0000]
 Remarks:

WEC AND CCEC

Test:U:120.0V I:0.2321A P:27.40W PF:0.9837 Lamp Flux:3917.22x1 lm		
NAME: Outdoor Pole/Arm-mounted Area and Roadway	LUMINA	WEIGHT:N/A
SPEC.:N/A	DIM.: N/A	SERIAL No.:N/A
MFR.: Bbier	SUR.:N/A	Shielding Angle:N/A

ρcc	80%			70%			50%			30%			10%			0
ρw	50%	30%	10%	50%	30%	10%	50%	30%	10%	50%	30%	10%	50%	30%	10%	0
ρfc	20%			20%			20%			20%			20%			0
RCR	RCR:Room Cavity Ratio						Wall Exitance Coefficients(WEC)									
0.0																
1.0	.287	.163	.052	.280	.160	.051	.267	.153	.049	.254	.147	.047	.243	.141	.045	
2.0	.277	.152	.047	.271	.149	.046	.260	.144	.045	.249	.140	.044	.239	.135	.043	
3.0	.260	.139	.042	.255	.137	.041	.245	.133	.040	.235	.129	.040	.226	.125	.039	
4.0	.243	.126	.037	.238	.124	.037	.229	.121	.036	.220	.118	.036	.212	.115	.035	
5.0	.226	.115	.033	.221	.114	.033	.213	.111	.033	.206	.109	.032	.199	.106	.032	
6.0	.210	.105	.030	.206	.104	.030	.199	.102	.030	.192	.100	.029	.186	.098	.029	
7.0	.196	.097	.028	.193	.096	.027	.186	.094	.027	.180	.092	.027	.175	.091	.027	
8.0	.184	.090	.025	.181	.089	.025	.175	.087	.025	.170	.086	.025	.164	.084	.025	
9.0	.173	.083	.023	.170	.083	.023	.165	.081	.023	.160	.080	.023	.155	.079	.023	
10.0	.162	.078	.022	.160	.077	.022	.155	.076	.021	.151	.075	.021	.147	.074	.021	

ρcc	80%			70%			50%			30%			10%			0
ρw	50%	30%	10%	50%	30%	10%	50%	30%	10%	50%	30%	10%	50%	30%	10%	0
ρfc	20%			20%			20%			20%			20%			0
RCR	RCR:Room Cavity Ratio						Ceiling Cavity Exitance Coefficients(CCEC)									
0.0	.191	.191	.191	.163	.163	.163	.112	.112	.112	.064	.064	.064	.020	.020	.020	
1.0	.179	.157	.137	.154	.135	.118	.105	.093	.081	.060	.054	.047	.019	.017	.015	
2.0	.171	.133	.100	.146	.114	.087	.100	.079	.061	.058	.046	.036	.019	.015	.012	
3.0	.163	.115	.076	.140	.099	.066	.096	.069	.046	.056	.040	.027	.018	.013	.009	
4.0	.156	.102	.060	.134	.088	.052	.092	.061	.037	.053	.036	.022	.017	.012	.007	
5.0	.149	.091	.049	.128	.079	.042	.088	.055	.030	.051	.032	.018	.016	.011	.006	
6.0	.142	.083	.040	.122	.072	.035	.084	.050	.025	.049	.030	.015	.016	.010	.005	
7.0	.135	.076	.034	.116	.066	.030	.080	.046	.021	.047	.027	.013	.015	.009	.004	
8.0	.129	.070	.030	.111	.061	.026	.077	.043	.018	.045	.025	.011	.014	.008	.004	
9.0	.123	.065	.026	.106	.057	.023	.073	.040	.016	.043	.023	.010	.014	.008	.003	
10.0	.117	.061	.023	.101	.053	.020	.070	.037	.014	.041	.022	.009	.013	.007	.003	

C Range: 0 - 360DEG
 C Interval: 22.5DEG
 Test Speed: 10.0deg/s
 Temperature:25.2DEG
 Operators:Hill
 Test Date:2016-11-13

γ Range: 0 - 180DEG
 γ Interval: 1.0DEG
 Test System:EVERFINE GO-R5000_V2 SYSTEM V2.0.351
 Humidity:46%
 Test Distance:2.437m [K=1.0000]
 Remarks:

UGR(Unified Glare Rating) Table

Test:U:120.0V I:0.2321A P:27.40W PF:0.9837 Lamp Flux:3917.22x1 lm										
NAME: Outdoor Pole/Arm-mounted Area and Roadway					LUMINANCE			WEIGHT:N/A		
SPEC.:N/A					DIM.: N/A			SERIAL No.:N/A		
MFR.: Bbier					SUR.:N/A			Shielding Angle:N/A		
ceiling/cavity	0.7	0.7	0.5	0.5	0.3	0.7	0.7	0.5	0.5	0.3
walls	0.5	0.3	0.5	0.3	0.3	0.5	0.3	0.5	0.3	0.3
working plane	0.2	0.2	0.2	0.2	0.2	0.2	0.2	0.2	0.2	0.2
Room dimensions	Viewed crosswise					Viewed endwise				
x = 2H y = 2H	22.0	23.5	22.3	23.7	23.9	21.9	23.4	22.2	23.6	23.8
3H	23.2	24.6	23.5	24.8	25.1	23.1	24.5	23.4	24.7	25.0
4H	23.5	24.9	23.9	25.1	25.4	23.4	24.8	23.8	25.0	25.3
6H	23.6	24.9	24.0	25.1	25.4	23.5	24.8	23.9	25.0	25.3
8H	23.6	24.8	24.0	25.1	25.4	23.5	24.7	23.8	25.0	25.3
12H	23.6	24.7	23.9	25.0	25.3	23.5	24.6	23.8	24.9	25.2
4H 2H	22.5	23.9	22.9	24.1	24.4	22.5	23.8	22.8	24.0	24.3
3H	23.9	25.0	24.3	25.3	25.6	23.8	25.0	24.2	25.3	25.6
4H	24.3	25.3	24.7	25.7	26.0	24.2	25.3	24.6	25.6	25.9
6H	24.5	25.4	24.9	25.7	26.1	24.4	25.3	24.8	25.6	26.0
8H	24.5	25.3	24.9	25.7	26.1	24.4	25.2	24.8	25.6	26.0
12H	24.4	25.2	24.8	25.6	26.0	24.3	25.1	24.7	25.5	25.9
8H 4H	24.4	25.3	24.8	25.6	26.0	24.3	25.2	24.7	25.5	25.9
6H	24.6	25.3	25.1	25.7	26.2	24.5	25.2	25.0	25.6	26.1
8H	24.6	25.3	25.1	25.7	26.1	24.5	25.2	25.0	25.6	26.0
12H	24.6	25.1	25.1	25.6	26.1	24.5	25.0	25.0	25.5	26.0
12H 4H	24.4	25.2	24.8	25.5	26.0	24.3	25.1	24.7	25.5	25.9
6H	24.6	25.2	25.1	25.6	26.1	24.5	25.1	25.0	25.6	26.0
8H	24.6	25.2	25.1	25.6	26.1	24.5	25.1	25.0	25.5	26.0
Variations with the observer position at spacings:										
S = 1.0H	+ 0.2 / - 0.3					+ 0.2 / - 0.3				
1.5H	+ 0.3 / - 0.5					+ 0.3 / - 0.5				
2.0H	+ 0.4 / - 0.4					+ 0.4 / - 0.4				

CIE Pub.117 Corrected 3917 lm Total Lamp Luminous Flux.(8log(F/F0) = 4.7)

C Range: 0 - 360DEG
 C Interval: 22.5DEG
 Test Speed: 10.0deg/s
 Temperature:25.2DEG
 Operators:Hill
 Test Date:2016-11-13

γ Range: 0 - 180DEG
 γ Interval: 1.0DEG
 Test System:EVERFINE GO-R5000_V2 SYSTEM V2.0.351
 Humidity:46%
 Test Distance:2.437m [K=1.0000]
 Remarks:

UTILIZATION FACTORS TABLE

Test:U:120.0V I:0.2321A P:27.40W PF:0.9837 Lamp Flux:3917.22x1 lm		
NAME: Outdoor Pole/Arm-mounted Area and Roadway	LUMINA	WEIGHT:N/A
SPEC.:N/A	DIM.: N/A	SERIAL No.:N/A
MFR.: Bbier	SUR.:N/A	Shielding Angle:N/A

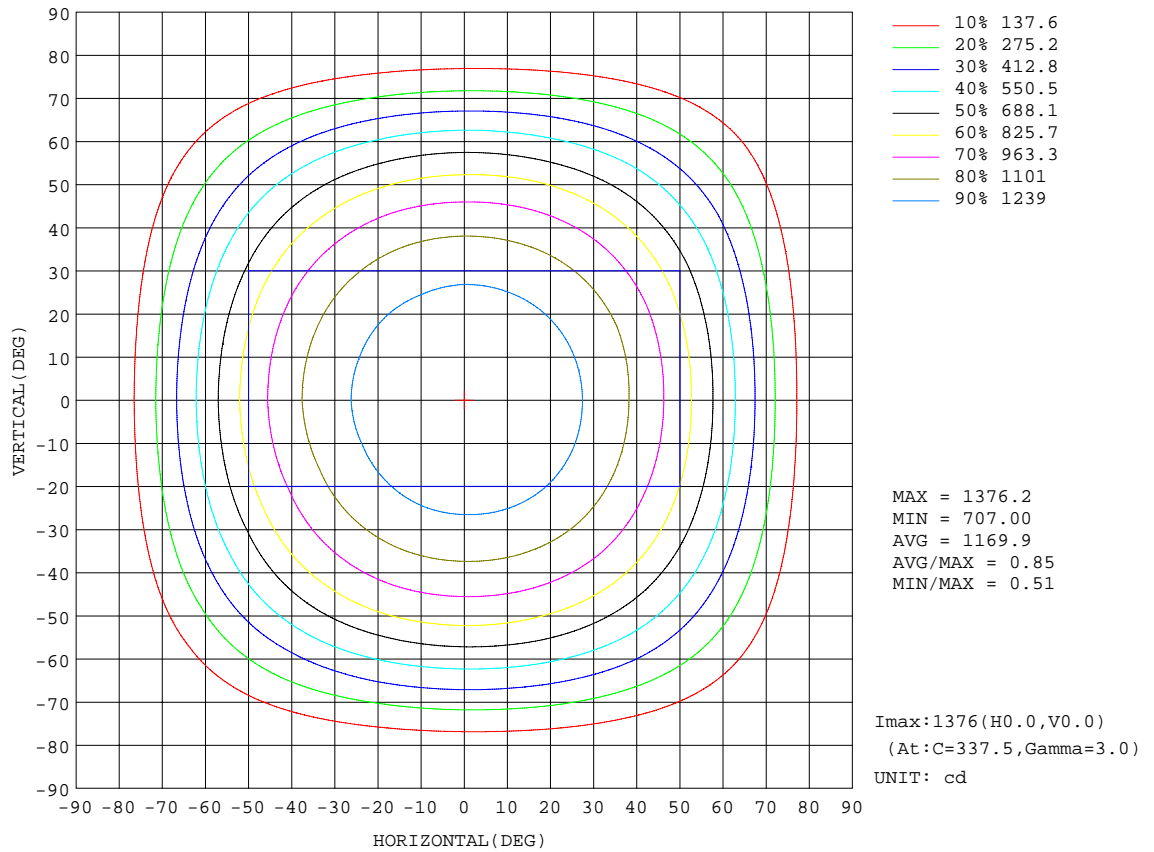
REFLECTANCE										
Ceiling	0.8	0.8	0.8	0.7	0.7	0.7	0.5	0.5	0.5	0
Walls	0.7	0.5	0.3	0.7	0.5	0.3	0.7	0.5	0.3	0
Working plane	0.2	0.2	0.2	0.2	0.2	0.2	0.2	0.2	0.2	0
ROOM INDEX	UTILIZATION FACTORS(PERCENT) $k(RI) \times RCR = 5$									
k = 0.60	58	46	39	57	46	39	56	46	39	33
0.80	68	57	50	67	56	49	66	56	49	42
1.00	77	66	59	76	66	59	74	67	58	51
1.25	84	74	67	83	73	67	80	72	66	59
1.50	89	80	73	88	79	73	85	77	72	64
2.00	96	88	82	94	87	81	91	85	80	72
2.50	100	93	87	98	91	86	94	89	84	76
3.00	103	97	92	101	95	91	97	92	88	80
4.00	107	102	98	105	100	96	101	97	93	85
5.00	109	105	101	107	103	100	103	99	97	88
ROOM INDEX	UF(total)									Direct
According to DIN EN 13032-2 2004			Suspended				SHR NOM = 1.25			

C Range: 0 - 360DEG
 C Interval: 22.5DEG
 Test Speed: 10.0deg/s
 Temperature:25.2DEG
 Operators:Hill
 Test Date:2016-11-13

γ Range: 0 - 180DEG
 γ Interval: 1.0DEG
 Test System:EVERFINE GO-R5000_V2 SYSTEM V2.0.351
 Humidity:46%
 Test Distance:2.437m [K=1.0000]
 Remarks:

ISOCANDELA DIAGRAM

Test:U:120.0V I:0.2321A P:27.40W PF:0.9837 Lamp Flux:3917.22x1 lm		
NAME: Outdoor Pole/Arm-mounted Area and Roadway Luminaire	TYPE: N/A	WEIGHT: N/A
SPEC.: N/A	DIM.: N/A	SERIAL No.: N/A
MFR.: Bbier	SUR.: N/A	Shielding Angle: N/A

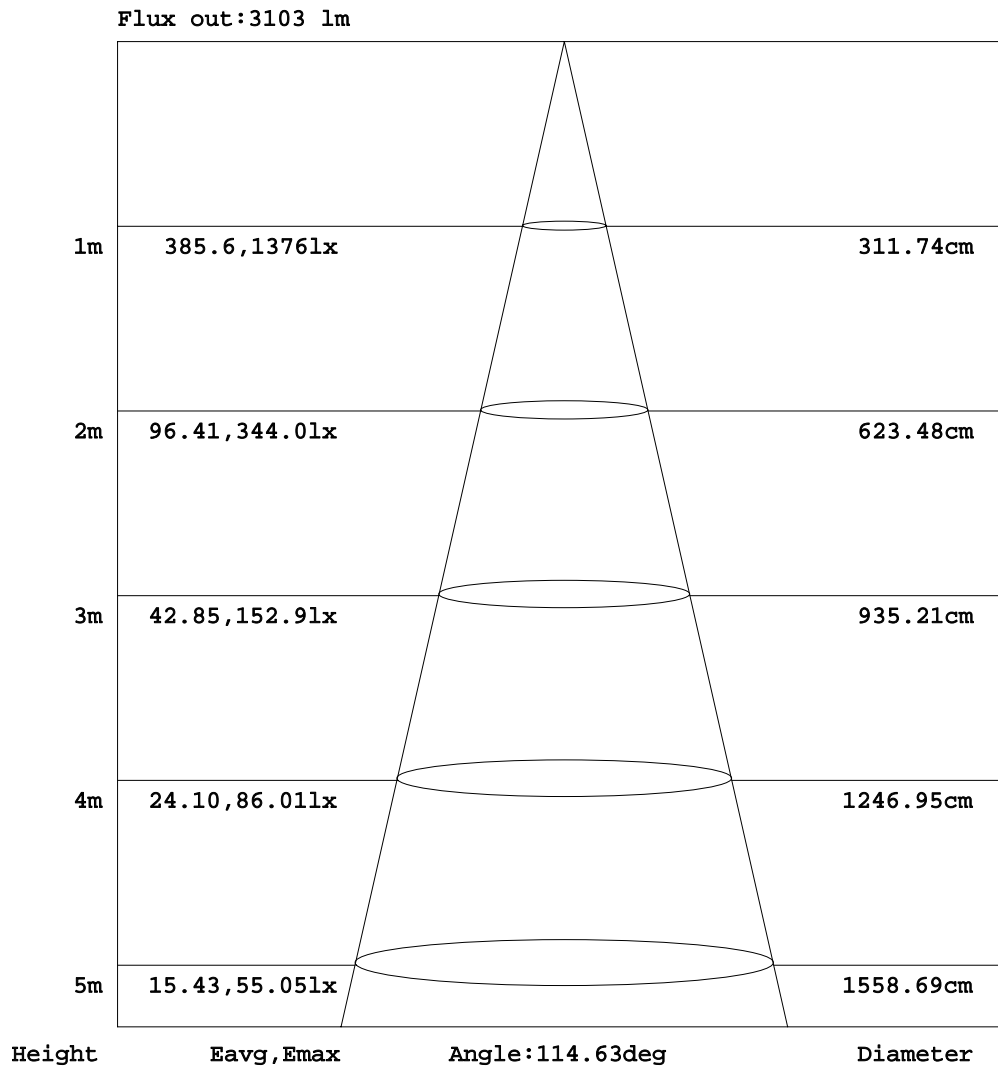


C Range: 0 - 360DEG
 C Interval: 22.5DEG
 Test Speed: 10.0deg/s
 Temperature: 25.2DEG
 Operators: Hill
 Test Date: 2016-11-13

γ Range: 0 - 180DEG
 γ Interval: 1.0DEG
 Test System: EVERFINE GO-R5000_V2 SYSTEM V2.0.351
 Humidity: 46%
 Test Distance: 2.437m [K=1.0000]
 Remarks:

AAI Figure

Test:U:120.0V I:0.2321A P:27.40W PF:0.9837 Lamp Flux:3917.22x1 lm		
NAME: Outdoor Pole/Arm-mounted Area and Roadway	LUMINAIRE	WEIGHT:N/A
SPEC.:N/A	DIM.: N/A	SERIAL No.:N/A
MFR.: Bbier	SUR.:N/A	Shielding Angle:N/A



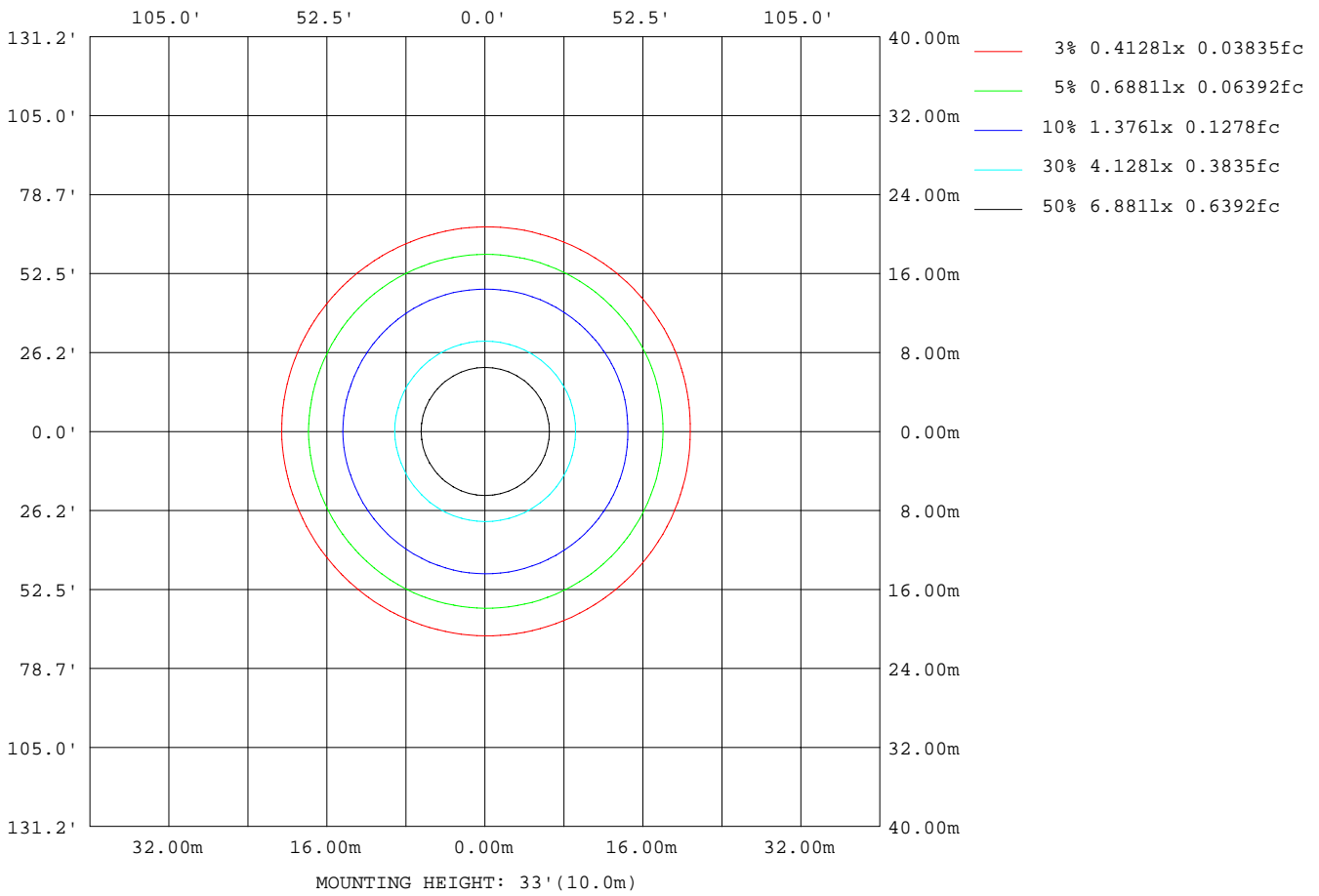
Note:The Curves indicate the illuminated area and the average illumination when the luminaire is at different distance.

C Range: 0 - 360DEG
 C Interval: 22.5DEG
 Test Speed: 10.0deg/s
 Temperature:25.2DEG
 Operators:Hill
 Test Date:2016-11-13

γ Range: 0 - 180DEG
 γ Interval: 1.0DEG
 Test System:EVERFINE GO-R5000_V2 SYSTEM V2.0.351
 Humidity:46%
 Test Distance:2.437m [K=1.0000]
 Remarks:

ISOLUX DIAGRAM

Test:U:120.0V I:0.2321A P:27.40W PF:0.9837 Lamp Flux:3917.22x1 lm		
NAME: Outdoor Pole/Arm-mounted Area and Roadway	LUMINA	WEIGHT:N/A
SPEC.:N/A	DIM.: N/A	SERIAL No.:N/A
MFR.: Bbier	SUR.:N/A	Shielding Angle:N/A



C Range: 0 - 360DEG
 C Interval: 22.5DEG
 Test Speed: 10.0deg/s
 Temperature:25.2DEG
 Operators:Hill
 Test Date:2016-11-13

γ Range: 0 - 180DEG
 γ Interval: 1.0DEG
 Test System:EVERFINE GO-R5000_V2 SYSTEM V2.0.351
 Humidity:46%
 Test Distance:2.437m [K=1.0000]
 Remarks:

LED Avg.L Report

Test:U:120.0V I:0.2321A P:27.40W PF:0.9837 Lamp Flux:3917.22x1 lm		
NAME: Outdoor Pole/Arm-mounted Area and Roadway	LUMINANCE	WEIGHT:N/A
SPEC.:N/A	DIM.: N/A	SERIAL No.:N/A
MFR.: Bbier	SUR.:N/A	Shielding Angle:N/A

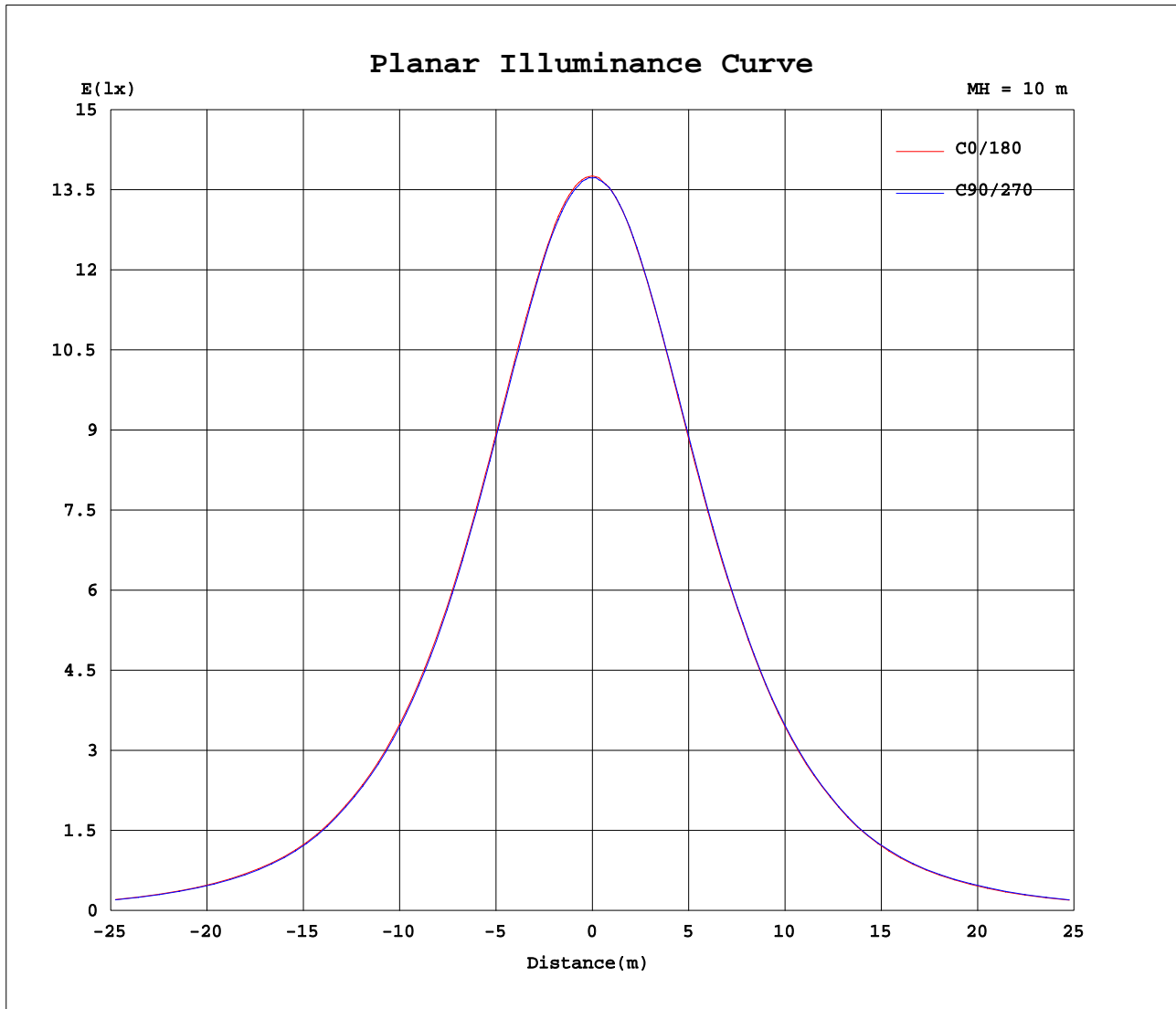
AvgL	cd/m2
L_0~180(65)av	11232
L_0~180(75)av	7109
L_0~180(85)av	1251
L_90~270(65)av	11342
L_90~270(75)av	7168
L_90~270(85)av	1353
L_45(65)av	11267
L_45(75)av	7154
L_45(85)av	1340

Standard: GB/T 29293-2012

C Range: 0 - 360DEG
 C Interval: 22.5DEG
 Test Speed: 10.0deg/s
 Temperature:25.2DEG
 Operators:Hill
 Test Date:2016-11-13

γ Range: 0 - 180DEG
 γ Interval: 1.0DEG
 Test System:EVERFINE GO-R5000_V2 SYSTEM V2.0.351
 Humidity:46%
 Test Distance:2.437m [K=1.0000]
 Remarks:

Planar Illuminance Curve



C Range: 0 - 360DEG
 C Interval: 22.5DEG
 Test Speed: 10.0deg/s
 Temperature: 25.2DEG
 Operators: Hill
 Test Date: 2016-11-13

γ Range: 0 - 180DEG
 γ Interval: 1.0DEG
 Test System: EVERFINE GO-R5000_V2 SYSTEM V2.0.351
 Humidity: 46%
 Test Distance: 2.437m [K=1.0000]
 Remarks:

LUMINOUS DISTRIBUTION INTENSITY DATA

Test:U:120.0V I:0.2321A P:27.40W PF:0.9837 Lamp Flux:3917.22x1 lm		
NAME: Outdoor Pole/Arm-mounted Area and Roadway	LUMINANCE	WEIGHT:N/A
SPEC.:N/A	DIM.: N/A	SERIAL No.:N/A
MFR.: Bbier	SUR.:N/A	Shielding Angle:N/A

Table--1

UNIT: cd

C(DEG)\ γ (DEG)	0	22.5	45	67.5	90	112.5	135	157.5	180	202.5	225	247.5	270	292.5	315	337.5			
0	1373	1373	1373	1373	1373	1373	1373	1373	1373	1373	1373	1373	1373	1373	1373	1373			
5	1369	1370	1370	1367	1369	1366	1366	1368	1366	1368	1368	1368	1371	1368	1370	1371			
10	1358	1359	1356	1357	1356	1353	1354	1353	1352	1353	1354	1356	1357	1357	1359	1359			
15	1335	1337	1336	1332	1333	1328	1327	1329	1327	1328	1328	1331	1333	1332	1335	1339			
20	1302	1304	1301	1300	1298	1294	1293	1293	1293	1293	1294	1296	1300	1301	1302	1307			
25	1261	1260	1260	1256	1254	1252	1249	1249	1248	1248	1250	1252	1257	1257	1261	1265			
30	1207	1209	1206	1203	1202	1197	1196	1195	1193	1194	1195	1197	1204	1205	1210	1213			
35	1145	1145	1143	1140	1136	1132	1130	1129	1132	1132	1134	1138	1141	1143	1148	1151			
40	1070	1070	1069	1064	1061	1057	1054	1054	1060	1063	1063	1066	1070	1074	1081	1085			
45	984	984	982	979	974	970	966	963	972	974	976	979	982	987	994	998			
50	887	885	882	880	878	872	867	863	874	876	873	878	882	890	895	898			
55	757	763	758	751	748	739	734	732	743	738	743	747	750	759	766	773			
60	627	624	624	622	613	608	601	600	607	603	612	613	617	624	631	639			
65	486	487	485	484	479	468	459	457	463	463	465	470	479	486	496	500			
70	338	336	335	336	328	318	314	307	321	319	318	323	328	332	340	348			
75	193	194	194	191	186	183	174	167	175	174	175	177	185	192	197	203			
80	73.9	75.6	76.3	74.8	71.6	68.5	63.1	57.9	61.4	62.5	64.1	66.3	69.1	73.6	77.5	80.3			
85	10.8	11.6	12.1	11.8	11.1	9.94	8.42	6.56	11.0	11.0	10.6	11.5	12.5	14.4	15.6	18.4			
90	0.19	0.18	0.20	0.18	0.17	0.18	0.18	0.18	0.10	0.10	0.10	0.10	0.10	0.10	0.10	0.18			
95	0.24	0.24	0.24	0.25	0.25	0.25	0.26	0.26	0.13	0.14	0.14	0.14	0.13	0.13	0.13	0.13			
100	0.31	0.32	0.32	0.33	0.33	0.33	0.33	0.34	0.18	0.18	0.18	0.18	0.18	0.18	0.18	0.17			
105	0.37	0.37	0.38	0.39	0.39	0.39	0.39	0.39	0.22	0.22	0.23	0.22	0.22	0.22	0.22	0.21			
110	0.39	0.39	0.40	0.41	0.41	0.42	0.42	0.41	0.27	0.27	0.28	0.28	0.27	0.27	0.27	0.26			
115	0.40	0.40	0.41	0.43	0.43	0.44	0.43	0.43	0.34	0.33	0.34	0.34	0.34	0.33	0.32	0.32			
120	0.45	0.44	0.44	0.45	0.46	0.46	0.46	0.46	0.41	0.40	0.40	0.41	0.40	0.38	0.38	0.37			
125	0.51	0.50	0.49	0.50	0.53	0.52	0.52	0.52	0.50	0.48	0.49	0.48	0.47	0.46	0.46	0.44			
130	0.60	0.60	0.58	0.61	0.62	0.63	0.62	0.62	0.58	0.57	0.56	0.57	0.55	0.56	0.53	0.54			
135	0.72	0.72	0.72	0.73	0.76	0.77	0.76	0.74	0.67	0.66	0.66	0.66	0.65	0.64	0.63	0.65			
140	0.87	0.89	0.92	0.91	0.94	0.95	0.95	0.89	0.75	0.73	0.75	0.74	0.73	0.72	0.73	0.73			
145	1.09	1.11	1.17	1.20	1.22	1.22	1.19	1.11	0.80	0.79	0.81	0.85	0.83	0.82	0.79	0.80			
150	1.29	1.36	1.40	1.42	1.42	1.45	1.43	1.35	0.85	0.84	0.87	0.89	0.89	0.88	0.86	0.88			
155	1.49	1.55	1.54	1.55	1.58	1.60	1.60	1.55	0.93	0.90	0.96	0.99	0.98	0.99	0.94	1.00			
160	1.65	1.66	1.65	1.69	1.66	1.72	1.73	1.66	1.02	0.99	1.01	1.03	1.04	1.03	0.97	1.05			
165	1.63	1.63	1.63	1.63	1.65	1.68	1.71	1.66	1.06	1.04	1.03	1.07	1.07	1.06	1.02	1.11			
170	1.55	1.55	1.53	1.52	1.54	1.56	1.59	1.58	1.12	1.11	1.07	1.07	1.08	1.06	1.08	1.13			
175	1.54	1.51	1.50	1.45	1.43	1.50	1.54	1.54	1.24	1.24	1.19	1.16	1.16	1.12	1.18	1.24			
180	1.37	1.34	1.31	1.27	1.29	1.32	1.40	1.41	1.38	1.37	1.35	1.31	1.28	1.30	1.34	1.41			

C Range: 0 - 360DEG
 C Interval: 22.5DEG
 Test Speed: 10.0deg/s
 Temperature:25.2DEG
 Operators:Hill
 Test Date:2016-11-13

γ Range: 0 - 180DEG
 γ Interval: 1.0DEG
 Test System:EVERFINE GO-R5000_V2 SYSTEM V2.0.351
 Humidity:46%
 Test Distance:2.437m [K=1.0000]
 Remarks: